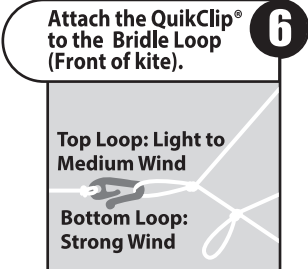
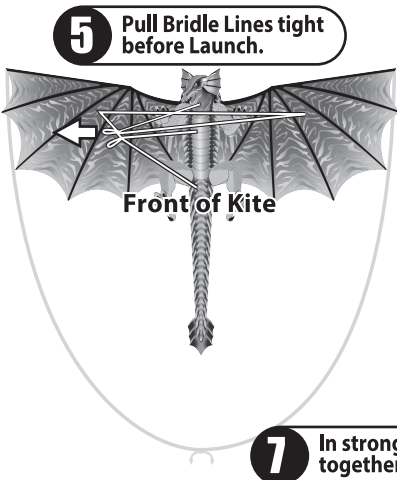
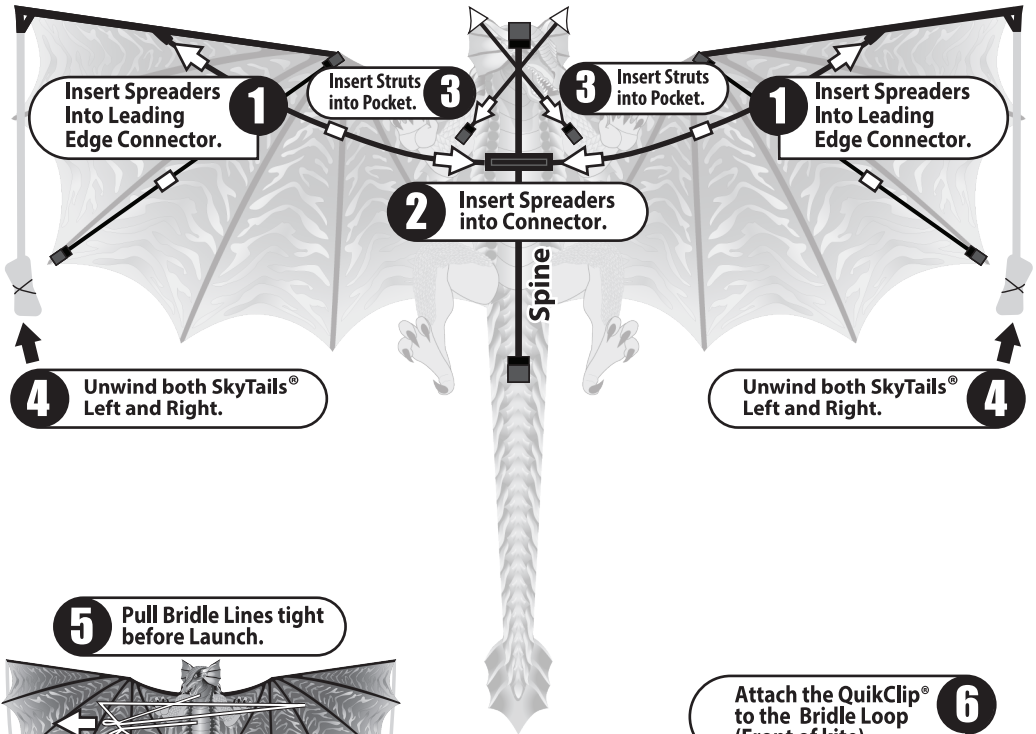


Back of Kite



LAUNCHING - ASSISTED LAUNCH

- The kite requires a minimum wind of 7 mph / 11.3 kph. Let out approximately 75 feet / 22.9 m of line and have an assistant hold the kite.
- With your back to the wind, release the kite and take a few steps backwards, the kite will rise into the air. Tug line to gain altitude, let out line to gain distance.
- For storage, reverse assembly steps and place into package. Store your kite in a cool dry place. Excessive heat and/or sunlight can damage the package and kite.

KITE SAFETY

- WARNING!** Do not fly near overhead power lines.
- WARNING!** Do not use near overhead power lines or during thunderstorms.
- WARNING!** Not suitable for children under 3 years due to small parts.
- WARNING!** Not suitable for children under 3 years due to long cord.
- Please remove all packaging material before giving the toy to child.
- Keep important information for future reference.
- Never fly near an airport.
- Never fly over people.
- Never fly in thunderstorms.
- Never fly near busy streets.
- Never fly near overhead power lines.
- Never try to retrieve your kite from power lines.
- Call your local power company for assistance.