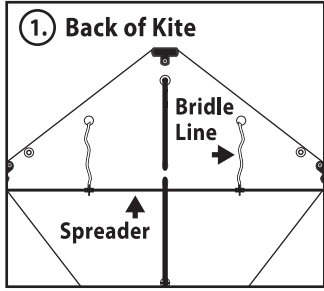
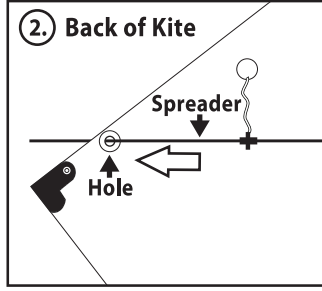


# STUNTDIAMOND - ASSEMBLY INSTRUCTIONS

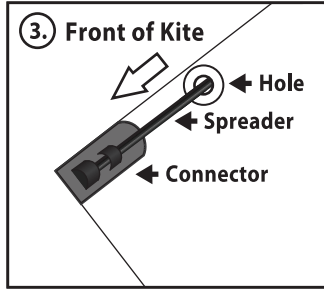
1. Move Spreader to the horizontal position and make sure Bridle Lines are not tangled.



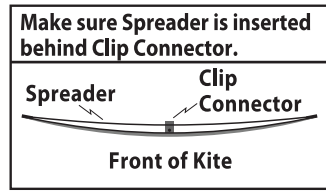
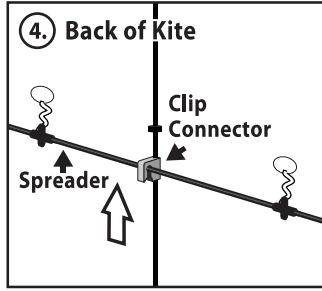
2. Pass Spreader, both left and right side, through holes.



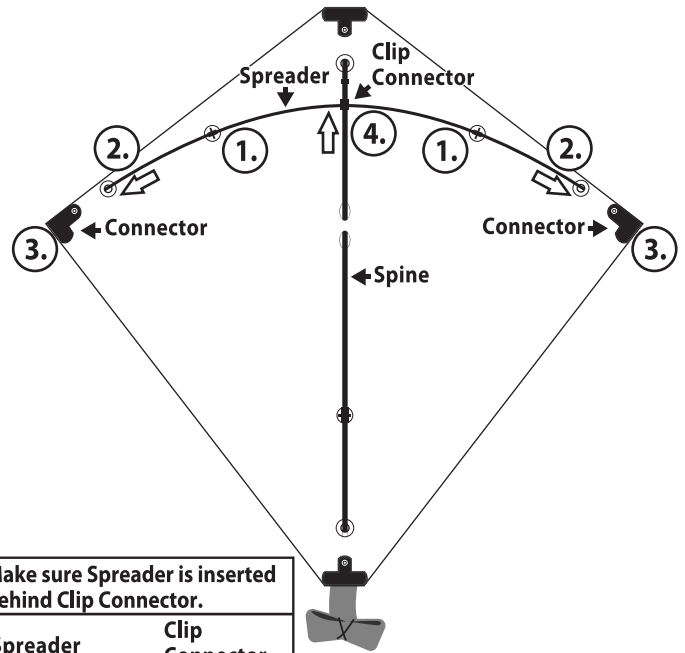
3. Insert Spreader into Connector, left and right.



4. Insert Spreader into Clip Connector.



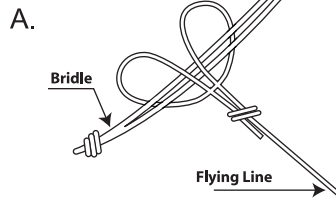
## Back of the Kite




## FLYING INSTRUCTIONS

1. SELECT A LARGE OPEN AREA without buildings or trees that can block the wind.

2. SET-UP the kite downwind. Take the loops at end of the Flying Lines and attach to the Bridle Loops (white) as shown in (A). Unwind Flying Line while walking back upwind.



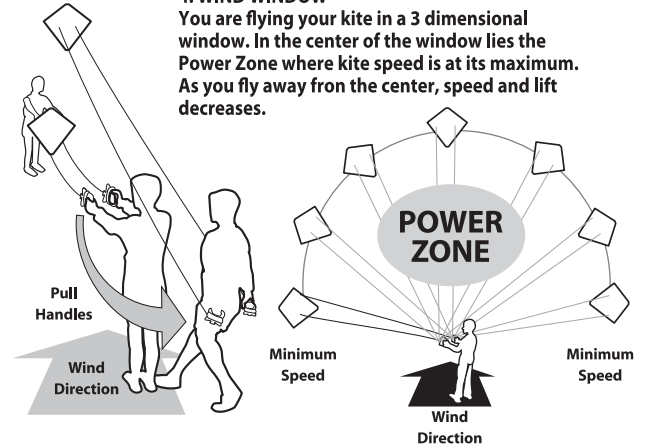
Flying Lines must be equal in length. To adjust length, wrap line around the Tie-off "T" on the Control Handle as shown in (B).



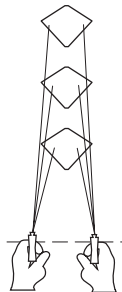
3. ASSISTED LAUNCH, have an assistant hold the kite while positioning both your arms forward. With your back towards the wind pull down evenly while taking a couple of steps back. As soon as the kite becomes airborne, return your hands in front of your body.

### 4. WIND WINDOW

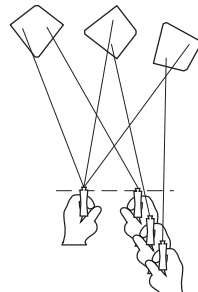
You are flying your kite in a 3 dimensional window. In the center of the window lies the Power Zone where kite speed is at its maximum. As you fly away from the center, speed and lift decreases.



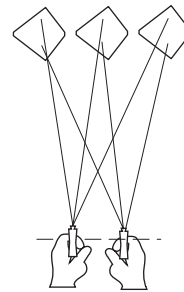
## BASIC CONTROLS




**VERTICAL CLIMB:**  
Wait for the kite to point up and apply equal tension to both handles.



**RIGHT TURN:**  
Pull back on right handle.



**GROUND PASS:**  
Return the right handle to the neutral position for horizontal flight.



**DIVE:**  
Turn kite over until pointing downward. Apply equal tension to both control handles. Turn left or right to pull out of dive.

## KITE SAFETY



Never fly near tall buildings or trees.



Never fly over people.



Never fly near an airport.



Never fly near busy streets.



Never fly in thunderstorms.



Never fly near overhead power lines. Do not try to retrieve your kite from power lines. Call your local power company for assistance.

**WARNING!**  
Do not fly near overhead power lines.